



Welcome to the **new age** of facial rejuvenation.

sculptra[®]aesthetic | the new age of anti-age
injectable poly-L-lactic acid

The facial aging process.

Collagen loss

is a primary factor in the visible signs of facial aging.¹⁻⁴

Collagen loss leads to...

- Wrinkles, lines, and folds^{5,6}
- Loss of elasticity^{7,8}
- Skin texture and color changes⁸

Aging problems originate from...

- Sun damage³
- Collagen loss¹⁻⁴
- Fat loss^{3,4,6}
- Water/suppleness loss
- Stress¹

Visible effects in the lower to mid-face include⁹...

- Lines
- Wrinkles
- Folds

Age 25



Age 35



Computer-based prediction of what the person may look like at age 35.

Collagen loss

is a primary factor in the visible signs of facial aging.¹⁻⁴

Collagen loss leads to...

- Wrinkles, lines, and folds^{5,6}
- Loss of elasticity^{7,8}
- Skin texture and color changes⁸

Aging problems originate from...

- Sun damage³
- Collagen loss¹⁻⁴
- Fat loss^{3,4,6}
- Water/suppleness loss
- Stress¹

Visible effects in the lower to mid-face include⁹...

- Lines
- Wrinkles
- Folds

Age 25



Age 45



Computer-based prediction of what the person may look like at age 45.

Collagen loss

is a primary factor in the visible signs of facial aging.¹⁻⁴

Collagen loss leads to...

- Wrinkles, lines, and folds^{5,6}
- Loss of elasticity^{7,8}
- Skin texture and color changes⁸

Aging problems originate from...

- Sun damage³
- Collagen loss¹⁻⁴
- Fat loss^{3,4,6}
- Water/suppleness loss
- Stress¹

Visible effects in the lower to mid-face become more extreme⁹...

- Extensive lines
- Extensive wrinkles
- Extensive folds

Age 25



Age 55



Computer-based prediction of what the person may look like at age 55.

sculptra[®]aesthetic | the new age of anti-age
injectable poly-L-lactic acid

Welcome to the new age of anti-age.

A treatment approach that gradually replaces lost collagen for a natural-looking appearance.^{1, 2}

The treatment of facial aging is changing

- In the past, lines and wrinkles were just filled in for immediate results. Now there's a new approach.

Sculptra®Aesthetic is different

- Less obvious and more gradual³
- Creates subtle results over time³

Before treatment
(All photos unretouched)



Session 2 results



Session 3 results



Month 7 after first injection results



Individual results and treatment regimens may vary.

Treatment considerations

- Sculptra®Aesthetic is not for use in the lips
- Sculptra®Aesthetic is not recommended for use in the periorbital area
- Safety and effectiveness of Sculptra®Aesthetic has not been evaluated in areas other than nasolabial wrinkles and folds in clinical trials

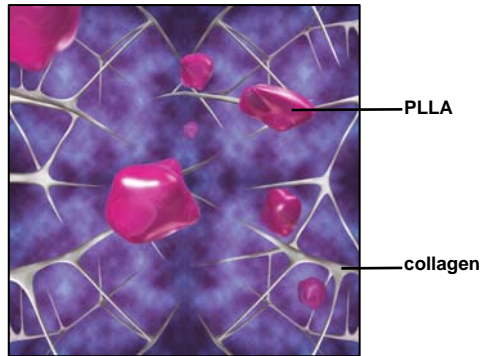
Please see full Important Safety Information in the back of this presentation and full Prescribing Information from your sales professional.

sculptra®aesthetic | the new age of anti-age
injectable poly-L-lactic acid

How it works.

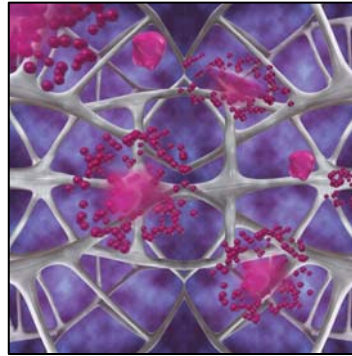
Sculptra®Aesthetic naturally replaces lost collagen for results that can last up to 2 years.¹

Replace



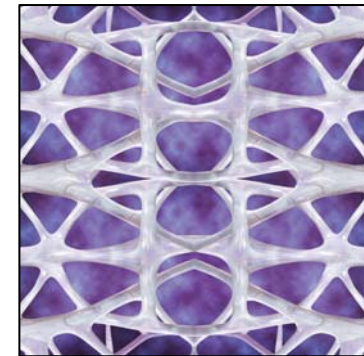
Injectable PLLA—the main component of Sculptra®Aesthetic—works within the deep dermis to replace lost collagen.^{2,3*}

Restore



As collagen is replaced, it provides a foundation that gradually restores the look of fullness by correcting your shallow to deep facial wrinkles and folds.^{4*}

Refine



This results in correcting of these facial wrinkles and folds that can help provide a more refined appearance which can last up to 2 years.^{1-4*}

* Individual results and treatment regimens may vary.

Please see full Important Safety Information in the back of this presentation and full Prescribing Information from your sales professional.

sculptra®aesthetic | the new age of anti-age
injectable poly-L-lactic acid

References: 1. Data on file, Dermik Laboratories. 2. Mainil-Varlet P, Gogolewski S, Nieuwenhuis P. *J Mater Sci Mater Med.* 1996;7:713-721. 3. Gogolewski S, Jovanovic M, Perren SM, Dillion JG, Hughes MK. *J Biomed Mater Res.* 1993;27(9):1135-1148. 4. Sculptra®Aesthetic Product Information, Dermik Laboratories; 2009.

What to expect.

An average treatment is 3 injection sessions over a few months.^{1*}

Gradual results that can last up to 2 years¹

During treatment¹


- You may receive a local or topical anesthetic
- Sculptra®Aesthetic will be injected using a very fine needle in the treatment areas

After treatment¹

- A few days after treatment, it is normal to temporarily look as you did before treatment
 - In a few weeks, your Sculptra®Aesthetic specialist will see you to continue treatment
- Within several weeks, you should experience an improvement at the treatment area*
- **Important: You should massage the area a few times each day for several days**

Do not apply ice directly to skin.¹

* Individual results and treatment regimens may vary.



Please see full Important Safety Information in the back of this presentation and full Prescribing Information from your sales professional.

Reference: 1. Sculptra®Aesthetic Product Information, Dermik Laboratories; 2009.

Before, during, and after.

Noticeable results that emerge subtly.¹

A natural-looking appearance¹

Before treatment
(All photos unretouched)



Individual results and treatment regimens may vary.

Session 2 results



"It's very important to me that it looks natural...gradual...this is a good way to do something without feeling different or like somebody else."

Session 3 results



"I like the idea that my own collagen is filling up the lines, and not something else."

Session 4 results



"People give me compliments that I look refreshed and relaxed."

Treatment considerations

- Sculptra[®]Aesthetic is not for use in the lips
- Sculptra[®]Aesthetic is not recommended for use in the periorbital area
- Safety and effectiveness of Sculptra[®]Aesthetic has not been evaluated in areas other than nasolabial wrinkles and folds in clinical trials

Please see full Important Safety Information in the back of this presentation and full Prescribing Information from your sales professional.

sculptra[®]aesthetic | the new age of anti-age
injectable poly-L-lactic acid

Progressive results that produce a natural look.¹

A natural-looking appearance¹

Before treatment
(All photos unretouched)



Session 2 results



Session 3 results



Session 4 results



Individual results and treatment regimens may vary.

Treatment considerations

- Sculptra®Aesthetic is not for use in the lips
- Sculptra®Aesthetic is not recommended for use in the periorbital area
- Safety and effectiveness of Sculptra®Aesthetic has not been evaluated in areas other than nasolabial wrinkles and folds in clinical trials

Please see full Important Safety Information in the back of this presentation and full Prescribing Information from your sales professional.

sculptra®aesthetic | the new age of anti-age
injectable poly-L-lactic acid

Indication and Safety Information

Indication

Sculptra[®]Aesthetic is indicated for the correction of shallow to deep nasolabial fold (smile lines) contour deficiencies and other facial wrinkles which are treated with the appropriate injection technique in healthy people.

Important Safety Information

You should not use Sculptra[®]Aesthetic if you are allergic to any ingredient of the product or have a history of keloid formation or hypertrophic scarring. Sculptra[®]Aesthetic should not be injected while you have an active skin infection or inflammation in the treatment area and should not be injected into the red area of the lip. Use in the skin near the eyes is not recommended.

Side effects of Sculptra[®]Aesthetic may include injection site discomfort, redness, bruising, bleeding, itching and swelling. Other side effects may include small lumps under the skin that are sometimes noticeable when pressing on the treated area. Larger lumps, some with delayed onset with or without inflammation or skin discoloration, have also been reported. In a key clinical study the numbers of small and larger lumps were low and most resolved without treatment.



sculptra[®]aesthetic | the new age of anti-age
injectable poly-L-lactic acid

References:

- Alberts B, Johnson A, Lewis J, Raff M, Roberts K, Walter P. Cell junctions, cell adhesion, and the extracellular matrix. In: Alberts B, Johnson A, Lewis J, Raff M, Roberts K, Walter P, eds. *Molecular Biology of the Cell*. 4th ed. New York, NY: Garland Science/Taylor & Francis Group; 2002:1065-1125.
- Chu DH, Haake AR, Holbrook K, Loomis CA. The structure and development of skin. In: Freedberg IM, Eisen AZ, Wolff K, Austen KF, Goldsmith LA, Katz SI, eds. *Fitzpatrick's Dermatology in General Medicine*. 6th ed. New York, NY: McGraw-Hill; 2003:58-88.
- Data on file, Dermik Laboratories.
- Donofrio L, Weinkle S. The third dimension in facial rejuvenation: a review. *J Cosmet Dermatol*. 2006;5:277-283.
- Gogolewski S, Jovanovic M, Perren SM, Dillion JG, Hughes MK. Tissue response and in vivo degradation of selected polyhydroxyacids: polylactides (PLA), poly(3-hydroxybutyrate) (PHB), and poly(3-hydroxybutyrate-co-3-hydroxyvalerate) (PHB/VA). *J Biomed Mater Res*. 1993;27(9):1135-1148.
- Helfrich YR, Sachs DL, Voorhees JJ. Overview of skin aging and photoaging. CNE series. *Dermatol Nurs*. 2008;20(3):177-183.
- Krejci-Papa NC, Langdon RC. Skin aging in three dimensions. In: Gilchrist BA, Krutmann J, eds. *Skin Aging*. 1st ed. New York, NY: Springer Publishing Co.; 2006:133-142.
- Mainil-Varlet P, Gogolewski S, Nieuwenhuis P. Long-term soft tissue reaction to various polylactides and their in vivo degradation. *J Mater Sci Mater Med*. 1996;7:713-721.
- Ogden S, Griffiths TW. A review of minimally invasive cosmetic procedures. *Br J Dermatol*. 2008;159(5):1036-1050.
- Rohrich RJ, Pessa JE, Ristow B. The youthful cheek and the deep medial fat compartment. *Plast Reconstr Surg*. 2008;121(6):2107-2112.
- Sculptra[®]Aesthetic Product Information, Dermik Laboratories; 2009.
- Tan SR, Glogau RG. Fillers esthetics. In: Carruthers J, Carruthers A, eds. Dover JS, series ed. Alam M, associate ed. *Soft Tissue Augmentation. Procedures in Cosmetic Dermatology*. 2nd ed. New York, NY: Elsevier-Saunders; 2007:11-18.
- Wollina U, Goldman A, Berger U, Abel-Naser MB. Esthetic and cosmetic dermatology. *Derm Ther*. 2008;21:118-130.

DERMIK[®]
© 2009 Dermik Laboratories
sanofi-aventis U.S. LLC

sanofi aventis
Because health matters.